



FROST

HANDLES
PURE DANISH DESIGN

FROST: PURE DANISH DESIGN

Our vision and focus is to provide a "Complete Interior Line" of elements which evoke "Inspiration Through Design".

We provide a unique approach to solving age-old questions, as well as constantly seeking new ways to fill the ever-changing niches due to advances in technology and everyday lifestyles.

Our line has passion and commitment to improving the everyday life of its audience through our signature way of creating function with style.

Our Danish Design Culture is conveyed through our own unique style and approach which blends function with design and approaches solutions with creativity.

FROST wholly embraces the concept that function is nothing without truth in form.

At FROST, we strive for excellence in creating innovative concepts, developing pure design which is executed via techniques that produce high quality "Interior Design Solutions"...

www.frost.dk

HANDLES

Furniture cabinet handles, knobs and complimentary components.

Your choice of style in a selection of finishes will create an individual piece of furniture.

All our Danish designed fittings with their sleek profiles will enhance quality furniture with lines of fusion and finish.



HANDLES

Not just any handle, it is a Frost handle.
A Frost handle will raise a prosaic piece of furniture to a new height it will subtly enhance a wonderful piece of furniture, complimenting the design while maintaining the overall aesthetic.

KNOBS

Minimal perfection !
An opportunity to enhance your door or draw with the right look.
Many designs offer sophistication and elegance for contemporary and traditional furniture.

DRAWER PULLS

Cutting edge Danish designs for high tech furniture in the kitchen, media storage and bathroom areas.

SPECIALITY HARDWARE

Design brackets and towel bars to match our quality handles.
Functional elements for your interior design.





GOLD

COPPER



BRUSHED

POLISHED







BLACK FINISH

The Black handles make a clear statement, transforming furniture design with a bold dimension bringing a unique touch to your furniture.





CONTEMPORARY LEATHER HANDLES

Our Barcelona handle design encompassed in leather and the Beat angled bar handle wrapped centrally with leather are offering a new and exciting partnership in materials.





BARCELONA 128MM LEATHER



Design: Bønnelycke mdd

Material: Zinc

CC: 96mm

Black leather: H2021.128.90BL


Brown leather: H2021.128.90BR

Dimensions in mm:

Length 180 / Height 31 / Projection 25



BARCELONA 96MM



Design: Bønnelycke mdd

Material: Zinc

CC: 96mm

Matt Chrome: H2021.096.05

Brushed: H2021.096.10


Black: H2021.096.75

Dimensions in mm:

Length 150 / Height 31 / Projection 25



BARCELONA 128MM



Design: Bønnelycke mdd

Material: Zinc

CC: 96mm

Matt Chrome: H2021.128.05

Brushed: H2021.128.10

Polished: H2021.128.25

Copper: H2021.128.50


Gold: H2021.128.60

Dimensions in mm:

Length 180 / Height 31 / Projection 25



BARCELONA 192MM



Design: Bønnelycke mdd

Material: Zinc

CC: 192mm

Brushed: H2021.192.10

Polished: H2021.192.25

Black: H2021.192.75

Dimensions in mm:

Length 276 / Height 31 / Projection 25








BARCELONA 32MM

LEFT AND RIGHT



Design: Bønnelycke mdd

Material: Zinc

CC: 32mm

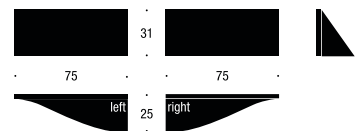
Matt Chrome: H2021.032.05L / H2021.032.05R

Brushed: H2021.032.10L / H2021.032.10R

Polished: H2021.032.25L / H2021.032.25R

Dimensions in mm:


Length 75 / Height 9 / Projection 28







SKYLINE



Design: Bønnelycke mdd

Material: Zinc

CC: 160mm

Matt Chrome: H2564.160.05

Brushed: H2564.160.10

Polished: H2564.160.25

Black: H2564.160.75

CC: 224mm

Matt Chrome: H2564.224.05


Brushed: H2564.224.10

Black: H2564.224.75

Dimensions in mm:


Length CC+70 / Height 11 / Projection 35







WALL 64MM



Design: Bønnelycke mdd

Material: Zinc

CC: 64mm

Matt Chrome: H2563.064.05

Brushed: H2563.064.10

Polished: H2563.064.25


Black: H2563.064.75

Dimensions in mm:

Length 92 / Height 9 / Projection 28



WALL 160/224MM



Design: Bønnelycke mdd

Material: Zinc

CC: 160mm

Brushed: H2563.160.10

Polished: H2563.160.25

Black: H2563.160.75

CC: 224mm

Brushed H2563.224.10

Polished: H2563.224.25


Black: H2563.224.75

Dimensions in mm:

Length CC+70 / Height 11 / Projection 35



TOWER



Design: Bønnelycke mdd

Material: Zinc

CC: 160mm

Matt Chrome: H2565.160.05


Brushed: H2565.160.10

Dimensions in mm:


Length 230 / Height 11 / Projection 35







DETAIL 9 32MM



Design: Bønnelycke mdd

Material: Aluminium

CC: 32mm


Brushed: H2562.032.10

Polished: H2562.032.25


Black: H2562.032.75

Dimensions in mm:

Length 44 / Height 10 / Projection 34



DETAIL 9 64MM



Design: Bønnelycke mdd

Material: Aluminium

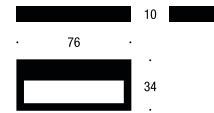
CC: 64mm

Brushed: H2562.064.10

Black: H2562.064.75


Dimensions in mm:

Length 76 / Height 10 / Projection 34





DETAIL 9 128MM



Design: Bønnelycke mdd

Material: Aluminium


CC: 128mm

Brushed: H2562.128.10


Polished: H2562.128.25

Dimensions in mm:

Length 140 / Height 10 / Projection 34



DETAIL 9 224MM



Design: Bønnelycke mdd

Material: Aluminium

CC: 224mm

Brushed: H2562.224.10

Polished: H2562.224.25


Black: H2562.224.75

Dimensions in mm:

Length 236 / Height 10 / Projection 34



ARKI+® 45MM



Design: Busk+Hertzog

Material: Aluminium

CC: 32mm

Brushed: H2547.032.10


Polished: H2547.032.25

Dimensions in mm:

Length 45 / Height 9 / Projection 28



ARKI+® 74MM



Design: Busk+Hertzog

Material: Aluminium

CC: 64mm

Matt Chrome: H2542.064.05

Brushed: H2542.064.10


Polished: H2542.016.25

Dimensions in mm:

Length 74 / Height 9 / Projection 28



ARKI+® 74MM reverse



Design: Busk+Hertzog

Material: Aluminium

CC: 16mm

Matt Chrome: H2543.016.05

Brushed: H2543.016.10

Polished: H2543.016.25

Dimensions in mm:


Length 74 / Height 9 / Projection 28







ARKI+® asymmetrical



Design: Busk+Hertzog

Material: Aluminium

CC: 128mm+96mm

Brushed: H2520.256.10

Polished: H2520.256.25

Anodized: H3034.256.45

Copper: H2520.256.50

Gold: H2520.256.60

Black: H2520.256.75

CC: 128mm+192mm

Brushed: H2520.352.10

Polished: H2520.352.25

Anodized: H3034.352.45

Black: H2520.352.75

CC: 128mm+288mm

Brushed: H2520.448.10

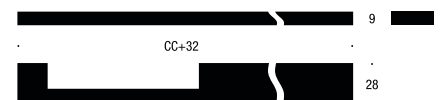
Polished: H2520.448.25

Anodized: H3034.448.45


Black: H2520.448.75

Dimensions in mm:

Length CC+32 / Height 9 / Projection 28



ARKI+® symmetrical



Design: Busk+Hertzog

Material: Aluminium

CC: 128/224mm

Brushed: H2520.256C.10

Polished: H2520.256C.25

Anodized: H3034.256C.45

Copper: H2520.256C.50

Gold: H2520.256C.60

Black: H2520.256C.75

CC: 128/320mm

Brushed: H2520.352C.10

Polished: H2520.352C.25

Anodized: H3034.352C.45

Black: H2520.352C.75

CC: 128/416mm

Brushed: H2520.448C.10

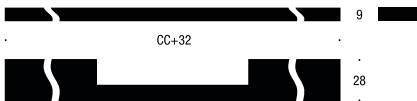
Polished: H2520.448C.25

Anodized: H3034.448C.45

Black: H2520.448C.75

Dimensions in mm:

Length CC+32 / Height 9 / Projection 28



ARKI+® symmetrical 160MM



Design: Busk+Hertzog

Material: Aluminium

CC: 128mm

Brushed: H2540.128C.10

Polished: H2540.128C.25

Anodized: H2540.128C.45

Black: H2540.128C.75

Dimensions in mm:

Length 160 / Height 9 / Projection 28





PERTH 10MM



Material: Steel

CC: 128mm

Matt Chrome: H2531.128.05

Brushed: H2531.128.10

Polished: H2531.128.25

Black: H2531.128.75

CC: 160mm

Matt Chrome: H2531.160.05

Brushed: H2531.160.10

Polished: H2531.160.25

Black: H2531.160.75

CC: 224mm

Matt Chrome: H2531.224.05

Brushed: H2531.224.10

Polished: H2531.224.25

Black: H2531.224.75

CC: 320mm

Matt Chrome: H2531.320.05

Brushed: H2531.320.10

Polished: H2531.320.25

Black: H2531.320.75

CC: 448mm

Matt Chrome: H2531.448.05

Brushed: H2531.448.10

Polished: H2531.448.25

Black: H2531.448.75

CC: 512mm

Matt Chrome: H2531.512.05

Brushed: H2531.512.10

Polished: H2531.512.25


Black: H2531.512.75

Dimensions in mm:


Length CC+10 / Height 10 / Projection 30







POOL



Material: Zinc

CC: 160mm

Brushed: H2569.160.10

Polished: H2569.160.25

CC: 224mm

Brushed: H2569.224.10

Polished: H2569.224.25

Black: H2569.224.75

CC: 320mm

Matt Chrome: H2569.320.05

Brushed: H2569.320.10

Polished: H2569.320.25


Black: H2569.320.75

Dimensions in mm:

Length CC+40 / Height 11 / Projection 29



PARIS 64/96MM



Material: Zinc

CC: 64mm

Matt Chrome: H2029.064.05

Brushed: H2029.064.10

Black: H2029.064.75

CC: 96mm

Matt Chrome: H2030.096.05

Brushed: H2030.096.10

Polished: H2030.096.25

Black: H2030.096.75

Dimensions in mm:

Length CC+24 / Height 11 / Projection 25



PARIS 128/160/224/320MM



Material: Zinc

CC: 128mm

Brushed: H2031.128.10

Polished: H2031.128.25

CC: 160mm

Brushed: H2032.160.10

Polished: H2032.160.25

Black: H2032.160.75

CC: 224mm

Brushed: H2032.224.10

Polished: H2032.224.25

Black: H2032.224.75

CC: 320mm

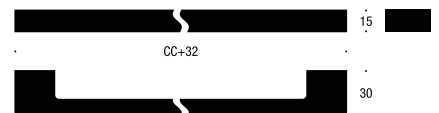
Brushed: H2032.320.10

Polished: H2032.320.25

Black: H2032.320.75


Dimensions in mm:

Length CC+32 / Height 15 / Projection 30





MOUNTAIN



Material: Stainless Steel

CC: 128mm

Brushed: H1016.128.01

CC: 160mm

Brushed: H1016.160.01

CC: 224mm

Brushed: H1016.224.01

CC: 320mm

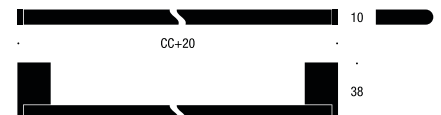
Brushed: H1016.320.01

CC: 416mm


Brushed: H1016.416.01

Dimensions in mm:

Length CC+20 / Height 10 / Projection 38



BOSTON



Material: Zinc

CC: 128mm

Matt Chrome: H2507.128.05

Brushed: H2507.128.10

CC: 288mm

Matt Chrome: H2507.288.05

Brushed: H2507.288.10

Dimensions in mm:


Length CC+20 / Height 12 / Projection 31







BEAT Ø12MM



Material: Stainless Steel

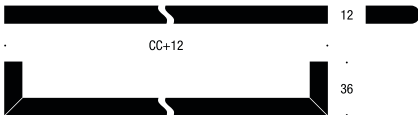
- CC: 128mm
- Brushed: H1018.128.01
- Polished: H1018.128.40
- Copper: H1018.128.50
- Gold: H1018.128.60

- CC: 160mm
- Brushed: H1018.160.01
- Polished: H1018.160.40
- Copper: H1018.160.50
- Gold: H1018.160.60

- CC: 224mm
- Brushed: H1018.224.01
- Polished: H1018.224.40

- CC: 320mm
- Brushed: H1018.320.01

Dimensions in mm:
Length CC+12 / Height 12 / Projection 36



BEAT Ø12MM LEATHER



Material: Stainless Steel

- CC: 128mm
- Black Leather / Polished: H1018.128.91BL
- Brown Leather / Polished: H1018.128.91BR

Dimensions in mm:
Length CC+12 / Height 12 / Projection 36



SYDNEY 128MM



Material: Zinc

CC: 128mm

Matt Chrome: H2024.128.05


Brushed: H2024.128.10

Polished: H2024.128.25

Black: H2024.128.75

Dimensions in mm:

Length 155 / Height 20 / Projection 21



SYDNEY 160MM



Material: Zinc

CC: 160mm

Matt Chrome: H2024.160.05


Brushed: H2024.160.10

Polished: H2024.160.25

Black: H2024.160.75

Dimensions in mm:


Length 193 / Height 22 / Projection 34







FUNXION



Material: Aluminium

CC: 128mm

Brushed: H3039.128.10

Polished: H3039.128.25

CC: 224mm

Brushed: H3039.224.10


Polished: H3039.224.25

Dimensions in mm:

Length CC+10 / Height 10 / Projection 30



UNIVERSE



Material: Aluminium

CC: 128mm


Brushed: H3038.128.10

Polished: H3038.128.25


Anodized: H3038.128.45

Dimensions in mm:


Length 135 / Height 36 / Projection 22,5







QUADRA



Design: Bønnelycke mdd

Material: Aluminium

CC: 32mm

Brushed: Q3007.032.10

Polished: Q3007.032.25

Anodized: Q3007.032.45

Black: Q3007.032.75

CC: 128mm

Brushed: Q3007.128.10

Polished: Q3007.128.25

Anodized: Q3007.128.45

Black: Q3007.128.75

CC: 160mm

Brushed: Q3007.160.10

Polished: Q3007.160.25

Anodized: Q3007.160.45

Black: Q3007.160.75

CC: 224mm

Brushed: Q3007.224.10

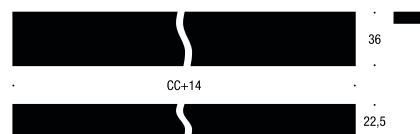
Polished: Q3007.224.25

Anodized: Q3007.224.45


Black: Q3007.224.75

Dimensions in mm:

Length CC+14 / Height 36 / Projection 22,5



MONTANA



Material: Aluminium

CC: 128mm

Brushed: H2553.128.10

Polished: H2553.128.25


Black: H2553.128.75

Dimensions in mm:

Length 204 / Height 40 / Projection 36



OCEAN



Material: Stainless Steel

CC: 128mm

Brushed: H1027.128.01

Polished: H1027.128.40

Copper: H1027.128.50

Gold: H1027.128.60

CC: 160mm

Brushed: H1027.160.01

Polished: H1027.160.40

Copper: H1027.160.50

Gold: H1027.160.60

CC: 224mm


Brushed: H1027.224.01

Dimensions in mm:

Length CC+15 / Height 15 / Projection 38



DUNA



Material: Aluminium

CC: 128mm

Matt Chrome: H3037.128.05

Brushed: H3037.128.10

Polished: H3037.128.25

Black: H3037.128.75

CC: 160mm

Matt Chrome: H3037.160.05

Brushed: H3037.160.10

Polished: H3037.160.25

Black: H3037.160.75

CC: 224mm

Matt Chrome: H3037.224.05

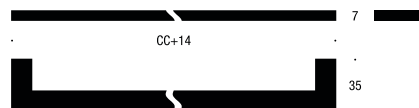
Brushed: H3037.224.10

Polished: H3037.224.25


Black: H3037.224.75

Dimensions in mm:

Length CC+14 / Height 7 / Projection 35



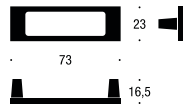
MUST 64MM



Material: Zinc

CC: 64mm
Matt Chrome: H2533.064.05
Brushed: H2533.064.10
Polished: H2533.064.25
Black: H2533.064.75

Dimensions in mm:
Length 73 / Height 23 / Projection 16,5



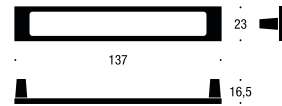
MUST 128MM



Material: Zinc

CC: 128mm
Matt Chrome: H2533.128.05
Brushed: H2533.128.10
Polished: H2533.128.25
Black: H2533.128.75

Dimensions in mm:
Length 137 / Height 23 / Projection 16,5





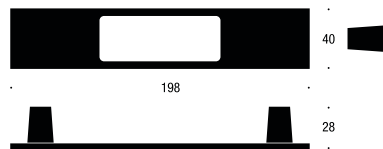
THEMA 160MM



Material: Zinc

CC: 160mm
Brushed: H2566.160.10
Polished: H2566.160.25
Black: H2566.160.75

Dimensions in mm:
Length 198 / Height 40 / Projection 28



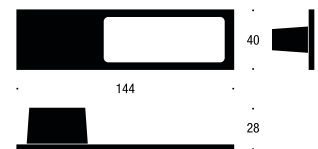
THEMA 32MM



Material: Zinc

CC: 32mm
Matt Chrome: H2566.032.05
Brushed: H2566.032.10
Polished: H2566.032.25
Black: H2566.032.75

Dimensions in mm:
Length 144 / Height 40 / Projection 28



OPTIMA



Design: Busk+Hertzog

Material: Zinc

CC: 32mm

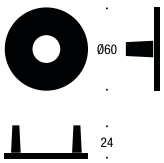
Brushed: H2534.032.10

Polished: H2534.032.25

Black: H2534.032.75

Dimensions in mm:


Diameter Ø60 / Projection 24







TANGO Ø30MM



Design: Bønnelycke mdd

Material: Zinc

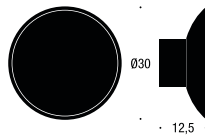
Brushed: H4032.030.10

Polished: H4032.030.25


Black: H4032.030.75

Dimensions in mm:

Diameter Ø30 / Projection 12,5



TANGO Ø40MM



Design: Bønnelycke mdd

Material: Zinc

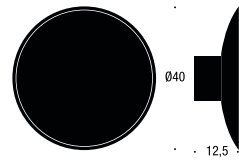
Brushed: H4032.040.10

Polished: H4032.040.25


Black: H4032.040.75

Dimensions in mm:

Diameter Ø40 / Projection 12,5



TURN



Design: Bønnelycke mdd

Material: Zinc

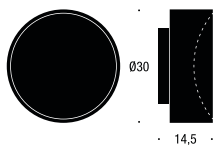
Brushed: H4031.030.10

Polished: H4031.030.25

Black: H4031.030.75

Dimensions in mm:


Diameter \varnothing 30 / Projection 14,5







QUADRA KNOB



Design: Bønnelycke mdd

Material: Zinc

Brushed: Q3007.014.10

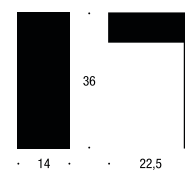
Polished: Q3007.014.25

Anodized: Q3007.014.45


Black: Q3007.014.75

Dimensions in mm:

Width 14 / Height 36 / Projection 22,5



TORNADO 12MM



Material: Stainless Steel

Brushed: H1001.012.01

Dimensions in mm:
Diameter Ø12 / Projection 25



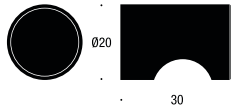
TORNADO 20MM



Material: Stainless Steel

Brushed: H1001.020.01

Dimensions in mm:
Diameter Ø20 / Projection 30



TOP Ø24MM



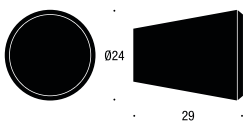
Material: Stainless Steel

Brushed: H1003.024.01


Copper: H1003.024.50

Gold: H1003.024.60


Dimensions in mm:
Diameter Ø24 / Projection 29








FLOW



Material: Zinc

CC: 16mm
Brushed: H4025.016.10
Polished: H4025.016.25
Black: H4025.016.75

Dimensions in mm:
Width 36,5 / Height 25 / Projection 21,5



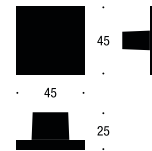
LOTUS



Material: Zinc

CC: 16mm
Brushed: H4026.016.10
Polished: H4026.016.25
Black: H4026.016.75

Dimensions in mm:
Width 45 / Height 45 / Projection 25



BRISBANE 15MM



Material: Zinc

Matt Chrome: H4024.015.05

Brushed: H4024.015.10

Polished: H4024.015.25

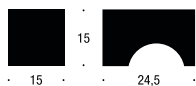
Copper: H1033.015.50 (Stainless Steel)

Gold: H1033.015.60 (Stainless Steel)


Black: H4024.015.75

Dimensions in mm:

Width 15 / Height 15 / Projection 24,5



BRISBANE 25MM



Material: Zinc

Matt Chrome: H4024.025.05

Brushed: H4024.025.10

Polished: H4024.025.25

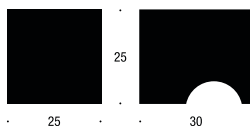
Copper: H1033.025.50 (Stainless Steel)

Gold: H1033.025.60 (Stainless Steel)

Black: H4024.025.75

Dimensions in mm:

Width 15 / Height 15 / Projection 24,5







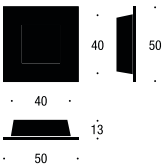
SQUARE 50MM



Material: Stainless Steel

Brushed: H1020.050.01
Polished: H1020.050.40
Copper: H1020.050.50
Gold: H1020.050.60

Dimensions in mm:
Width 50 / Height 50 / Projection 13



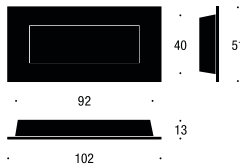
SQUARE 102MM



Material: Stainless Steel

Brushed: H1020.102.01
Polished: H1020.102.40
Copper: H1020.102.50
Gold: H1020.102.60

Dimensions in mm:
Width 102 / Height 51 / Projection 13



SQUARE 140MM




Material: Stainless Steel

Brushed: H1020.140.01
Polished: H1020.140.40
Copper: H1020.140.50
Gold: H1020.140.60

Dimensions in mm:
Width 140 / Height 50 / Projection 16



LILLE



Material: Zinc

Matt Chrome: H2508.128.05

Brushed: H2508.128.10

Dimensions in mm:

Width 172 / Height 50 / Projection 21





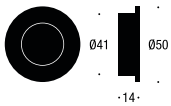
MOON 50MM



Material: Stainless Steel

Brushed: H1024.050.01
Polished: H1024.050.40
Copper: H1024.050.50
Gold: H1024.050.60

Dimensions in mm:
Diameter \varnothing 50 / Projection 14



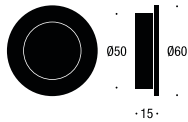
MOON 60MM



Material: Stainless Steel

Brushed: H1024.060.01
Polished: H1024.060.40

Dimensions in mm:
Diameter \varnothing 60 / Projection 15



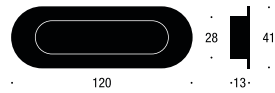
ELIPSE



Material: Stainless Steel

Brushed: H1021.120.01

Dimensions in mm:
Width 120 / Height 41 / Projection 13





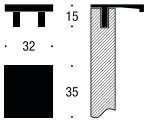
ZETA 32MM



Material: Zinc

CC: 16mm
Matt Chrome: H2532.032.05
Brushed: H2532.032.10
Polished: H2532.032.25

Dimensions in mm:
Width 32 / Height 15 / Projection 35



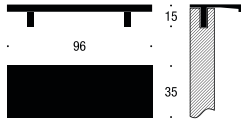
ZETA 96MM



Material: Zinc

CC: 64mm
Matt Chrome: H2532.096.05
Brushed: H2532.096.10
Polished: H2532.096.25

Dimensions in mm:
Width 96 / Height 15 / Projection 35



ZETA 128MM



Material: Zinc

CC: 128mm
Matt Chrome: H2532.128.05
Brushed: H2532.128.10
Polished: H2532.128.25

Dimensions in mm:
Width 160 / Height 15 / Projection 35







BRACKET S1



Material: Stainless Steel

Polished: S1.470.40

Dimensions in mm:
Width 25,5 / Height 130 / Projection 470



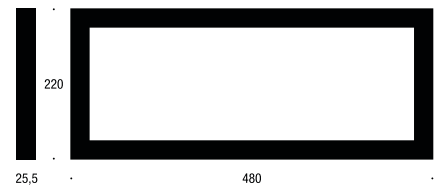
BRACKET S2



Material: Stainless Steel

Polished: S2.480.40

Dimensions in mm:
Width 25,5 / Height 220 / Projection 480



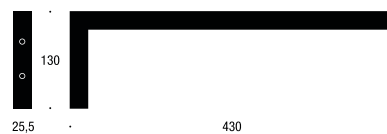
BRACKET S3




Material: Stainless Steel

Polished: S3.430.40

Dimensions in mm:
Width 25,5 / Height 130 / Projection 430



TOWEL BAR T1 280



Material: Steel

CC: 270mm

Polished: T1.280.25

Dimensions in mm:

Length 280 / Height 15 / Projection 38



TOWEL BAR T3 300




Material: Aluminium

CC: 16mm

Polished: T3.300.25

Dimensions in mm:

Length 300 / Height 35 / Projection 60



TOWEL BAR T3 400




Material: Aluminium

CC: 16mm

Polished: T3.400.25

Dimensions in mm:




























Length 400 / Height 35 / Projection 60





OVERVIEW

HANDLES

		
H2547 Arki+® 45mm 32	H3037 Duna 56	H2569 Pool 41
		
H2542 / H2543 Arki+® 74mm / 74mm reverse 32	H3039 Funxion 51	Q3007 Quadra 55
		
H2520 Arki+® asymmetrical 35	H2553 Montana 56	H2564 Skyline 22
		
H2520+2540 Arki+® symmetrical 36	H1016 Mountain 43	H2024 Sydney 48
		
H2021 Barcelona 15/16	H2533 Must 57	H2566 Thema 59
		
H2021 Barcelona 19	H1027 Ocean 56	H2566 Thema 59
		
H1018 Beat 47	H2534 Optima 60	H2565 Tower 26
		
H2507 Boston 44	H2029-2032 Paris 41	H3038 Universe 52
		
H2562 Detail 29/31	H2531 Perth 38	H2563 Wall 25

OVERVIEW

SPECIALITY HARDWARE



S1 Bracket

83



S2 Bracket

83



S3 Bracket

83



T1 Towel Bar

84



T3 Towel Bar

84

OVERVIEW

KNOB



H4024 Brisbane

72



H4025 Flow

71



H4026 Lotus

71



Q3007 Quadra Knob

67



H4032 Tango

63



H1003 Top

68



H1001 Tornado

68



H4031 Turn

64

OVERVIEW

PULLS



H1021 Elipse

78




H2508 Lille

76



H1024 Moon

78



H1020 Square

75



H1020 Square

75

















H2532 Zeta

80















OVERVIEW

ORIGINAL COPPER

	H2520.256.50 Arki+® asymmetrical	35		H1033.015.50 Brisbane 15mm	72		H1024.050.50 Moon 50mm	78
	H2520.256C.50 Arki+® symmetrical	36		H1033.025.50 Brisbane 25mm	72		H1020.050.50 Square 50mm	75
	2021.128.50 Barcelona	16		H1003.024.50 Top 24mm	68		H1020.102.50 Square 102mm	75
	H1018.128.50 Beat Ø12mm, CC 128mm	47					H1020.140.50 Square 140mm	75
	H1018.160.50 Beat Ø12mm, CC 160mm	47						
	H1027.128.50 Ocean, CC 128mm	56						
	H1027.160.50 Ocean, CC160	56						

OVERVIEW

MODERN GOLD

	H2520.256.60 Arki+® asymmetrical	35		H1033.015.60 Brisbane 15mm	72		H1024.050.60 Moon 50mm	78
	H2520.256C.60 Arki+® symmetrical	36		H1033.025.60 Brisbane 25mm	72		H1020.050.60 Square 50mm	75
	2021.128.60 Barcelona	16		H1003.024.60 Top 24mm	68		H1020.102.60 Square 102mm	75
	H1018.128.60 Beat Ø12mm, CC 128mm	47					H1020.140.60 Square 140mm	75
	H1018.160.60 Beat Ø12mm, CC 160mm	47						
	H1027.128.60 Ocean, CC 128mm	56						
	H1027.160.60 Ocean, CC160	56						

INDEX

BY ITEM NUMBER

H1001	Tornado	68
H1003	Top	68
H1016	Mountain	43
H1018	Beat	47
H1020	Square	75
H1021	Elipse	78
H1024	Moon	78
H1027	Ocean	56
H1033	Brisbane	72
H2021	Barcelona	15/16/19
H2024	Sydney	48
H2029	Paris 64mm	41
H2030	Paris 96mm	41
H2031	Paris 128mm	41
H2032	Paris 160/224/320mm	41
H2507	Boston	44
H2508	Lille	76
H2520	Arki+® asymmetrical	35
H2520	Arki+® symmetrical	36
H2531	Perth	38
H2532	Zeta	80
H2533	Must	57
H2534	Optima	60
H2540	Arki+® symmetrical 160mm	36
H2542	Arki+® 74mm	32
H2543	Arki+® 74mm reverse	32
H2547	Arki+® 45mm	32
H2553	Montana	56
H2562	Detail	29/31
H2563	Wall	25
H2564	Skyline	22
H2565	Tower	26
H2566	Thema	59
H2569	Pool	41
H3037	Duna	56
H3038	Universe	52
H3039	Funxion	51
H4024	Brisbane	72
H4025	Flow	71
H4026	Lotus	71
H4031	Turn	64
H4032	Tango	63
S1	Bracket	83
S2	Bracket	83
S3	Bracket	83
T1	Towel Bar	84
T3	Towel Bar	84
Q3007	Quadra	55
Q3007	Quadra Knob	67

INDEX

BY PRODUCT NAME

H2520	Arki+® asymmetrical	35
H2520	Arki+® symmetrical	36
H2540	Arki+® symmetrical 160mm	36
H2542	Arki+® 74mm	32
H2543	Arki+® 74mm reverse	32
H2547	Arki+® 45mm	32
H2021	Barcelona	15/16/19
H1018	Beat	47
H2507	Boston	44
S1	Bracket	83
S2	Bracket	83
S3	Bracket	83
H1033	Brisbane	72
H4024	Brisbane	72
H2562	Detail	29/31
H3037	Duna	56
H1021	Elipse	78
H4025	Flow	71
H3039	Funxion	51
H2508	Lille	76
H4026	Lotus	71
H1024	Moon	78
H2553	Montana	56
H1016	Mountain	43
H2533	Must	57
H1027	Ocean	56
H2534	Optima	60
H2029	Paris 64mm	41
H2030	Paris 96mm	41
H2031	Paris 128mm	41
H2032	Paris 160/224/320mm	41
H2531	Perth	38
H2569	Pool	41
Q3007	Quadra	55
Q3007	Quadra Knob	67
H2564	Skyline	22
H1020	Square	75
H2024	Sydney	48
H4032	Tango	63
H2566	Thema	59
H1003	Top	68
H1001	Tornado	68
T1	Towel Bar	84
T3	Towel Bar	84
H2565	Tower	26
H4031	Turn	64
H3038	Universe	52
H2563	Wall	25
H2532	Zeta	80



BØNNELYCKE MDD

Bønnelycke mdd was established in 1988. Driven by an unsuppressable urge to work constructively and innovatively, Henrik Bønnelycke started his career with the design of lamps, furniture and interior decorating.

Quickly, he became known as an unconventional architect with no whims and fancies.

His ability to challenge and optimize the manufacturing process itself is to be found in Henrik's original professional background as a toolmaker.

"It could be fun" and "of course it can be done" - are phrases often used in his company.

This has resulted in a comprehensive portfolio of projects and designs - spectacle frame design, racing boats, lighting, furniture and buildings to name a few - several of them award winning and patented designs.

Bønnelycke mdd is truly a multi disciplinary design company with both national and international experience.

They are perfectionists with professional curiosity, and provide a wide variety of design disciplines encompassing architecture and interior design, furniture design and product design to communication assignments, graphic design and web design.

At Bønnelycke mdd they do not design for the sake of it.

They believe that design does not hold any values per se. To Bønnelycke, the value of a design emerges when a product has relevance and when it is purchased, used and appreciated - this is why they design.

In Bønnelycke's own words:

"We are comitted to providing our clients with what they pay for - which is their own design !"



BUSK + HERTZOG

"Behind every product lies a story. Sometimes it's obvious and can be read in the visual appearance of the product, and sometimes it is subtle and to be found in the detail. But the story is always there"

Flemming Busk and Stephan Hertzog established their successful studio in Denmark in 2000.

Today, their recognition goes far beyond Scandinavian borders.

Their studio has won more than 35 of the most prestigious international design awards, including Red Dot Awards, IF Awards and Good Design Awards, making them the most award-winning Danish designers of their generation.

Several of their designs are part of permanent exhibitions at design museums around the world. busk+hertzog's design characteristics are sculptural, clean lines and a simple expression with minimal embellishment. Any decoration usually serves a function or is integral to the furniture. They often get their inspiration from shapes and lines found in nature.

When Flemming Busk and Stephan Hertzog established their design studio, it was with a very clear vision of being not only innovative and professional but also with the aim of launching a new generation of Danish Designers.

Their successful revitalizing of a Danish Design industry that was mainly based on designs from the 1950's was recognized in 2008 by the Danish furniture industry who awarded them with their oldest and finest distinction – The Industry's Furniture Award. This was previously given to, among others, Arne Jacobsen, Poul Kjærholm, Verner Panton and Jørn Utzon.

Their products have been used in some of the world's most prestigious building projects - perhaps not surprising given that Stephan B. Hertzog and Flemming Busk always have had an emphasis on their designs being global.

FROST A/S
BAVNE ALLÉ 6E
DK - 8370 HADSTEN

T » +45 8761 0032
F » +45 8761 0034

INFO@FROST.DK
WWW.FROST.DK

facebook.com/FROSTdenmark
twitter.com/FROSTdenmark
instagram.com/FROSTdenmark
pinterest.com/FROSTdenmark

Graphic design: Bønnelycke mdd

Photography & 3D renderings: Shutterstock, Bønnelycke mdd

Copyright © 2015

All rights reserved

No part of this publication may be reproduced or transmitted in any form or by any means, electronic or mechanical, including photocopy, recording or any other information storage and retrieval system, without prior permission from FROST A/S.

We reserve the right to make alterations to the models without prior notice.